



**THE HONORABLE CURTIS M. LOFTIS, JR.**  
State Treasurer

**House Ways & Means Subcommittee Budget Hearing Document Requests**

- 1) List of key officials attending the hearing, including contact information
- 2) Agency Overview
- 3) Budget Requests
- 4) Proviso Requests
- 5) Financial Overview & Efficiency
- 6) FTE Breakdown
- 7) Additional Information



**THE HONORABLE CURTIS M. LOFTIS, JR.**  
State Treasurer

**Key Official Attendees**

Curtis M. Loftis, Jr. - South Carolina Treasurer - [Treasurer@sto.sc.gov](mailto:Treasurer@sto.sc.gov)

Clarissa Adams - Chief of Staff - [Clarissa.Adams@sto.sc.gov](mailto:Clarissa.Adams@sto.sc.gov)

Shelly Kelly - Deputy State Treasurer & General Counsel - [Shelly.Kelly@sto.sc.gov](mailto:Shelly.Kelly@sto.sc.gov)

Cynthia Dannels - Deputy State Treasurer - [Cynthia.Dannels@sto.sc.gov](mailto:Cynthia.Dannels@sto.sc.gov)

Melissa Simmons - Deputy State Treasurer - [Melissa.Simmons@sto.sc.gov](mailto:Melissa.Simmons@sto.sc.gov)

Jordan Dominick - Director of Administration - [Jordan.Dominick@sto.sc.gov](mailto:Jordan.Dominick@sto.sc.gov)

Edward Frazier - Leg. Liaison & Special Asst. to the Treasurer - [Edward.Frazier@sto.sc.gov](mailto:Edward.Frazier@sto.sc.gov)



## THE HONORABLE CURTIS M. LOFTIS, JR.

State Treasurer

### State Treasurer's Office Overview

The mission of the State Treasurer's Office (STO) is to serve the citizens of South Carolina by providing transparent, accountable, and efficient banking, investment, and financial management services for South Carolina state government. Our commitment is to safeguard our state's financial resources and to maximize return on our state's investments.

The STO manages over \$75 billion on behalf of the state and local governments. By focusing on the modernization and optimization of business operations, South Carolina Treasurer Curtis Loftis works to ensure that the STO provides the best in efficient banking, investment, and financial management services. In January of 2023, Treasurer Loftis was inaugurated for his fourth term in office. He continues to promote a progress-driven environment of openness, transparency, and accountability in government.

The STO has five major program areas: Banking, Investment Management, Treasury Management, Debt Management, and Programs, which include Unclaimed Property, College Savings, and the Palmetto ABLE Savings Program.

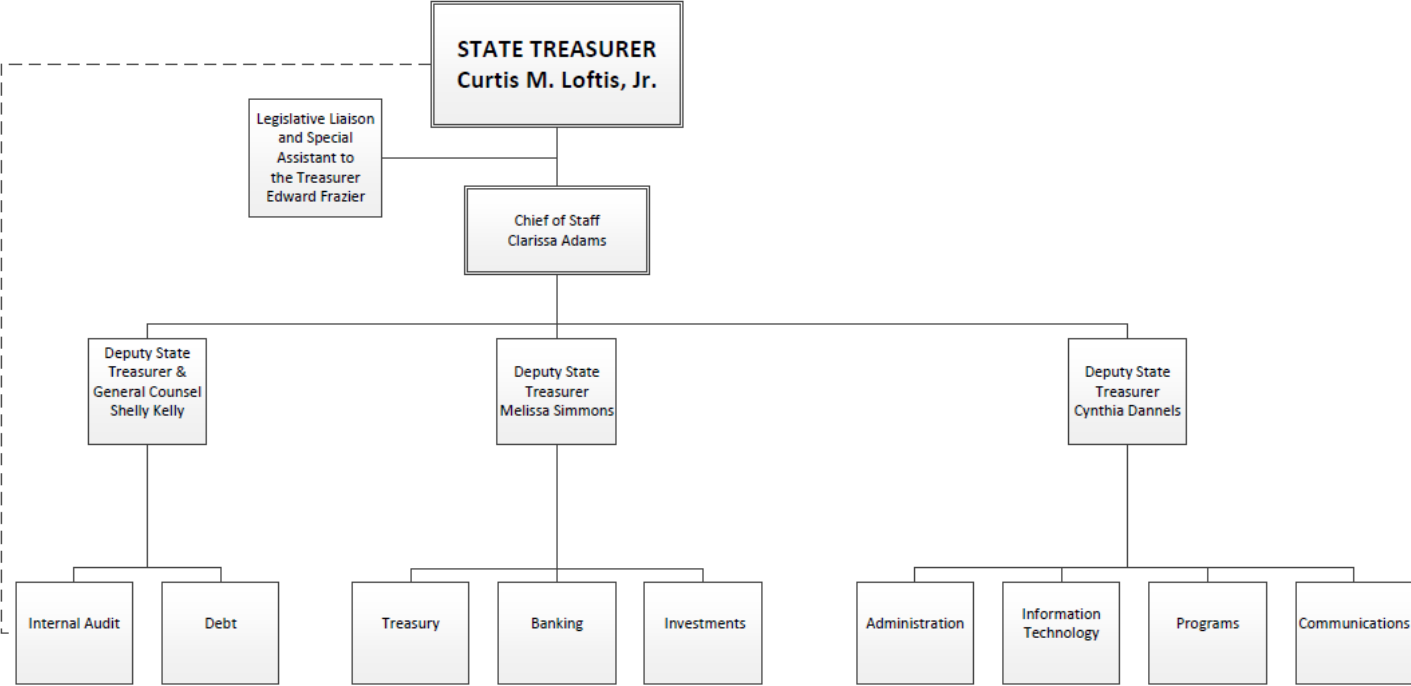
#### Summary of the FY 2026 Budget Requests

- **General Base Pay Increase and Employer Contributions** (housekeeping item): \$210,000 in recurring other funds authorization for the 2.25% general base pay increase and employer fringe costs authorized in the 2024-25 Appropriations Act.

#### Summary of the FY 2026 Proviso Requests

- The STO is requesting an amendment to Proviso 98.9. There was language added to the proviso during COVID that suspended penalties for municipalities that did not meet audit requirements. The STO recommends reverting to the previous language to increase compliance with the proviso.

# Organizational Chart





**THE HONORABLE CURTIS M. LOFTIS, JR.**  
State Treasurer

**Budget Request Summary**

FY 2025-26 Budget Priorities Summary												
State Treasurer's Office												
Budget Priorities				Funding					FTEs			
Priority No.	Priority Type (recurring/ non-recurring /other funds adjustment/ federal funds adjustment)	Priority Title	Priority Description	Recurring	Non - Recurring	Other	Federal	Total	State	Other	Federal	Total
1	Recurring Other Funds	General Base Pay Increase and Employer Contributions	General base pay increase and associated employer fringe costs			\$ 210,000		\$ 210,000				0.00



**THE HONORABLE CURTIS M. LOFTIS, JR.**  
State Treasurer

**Proviso Request Summary**

Constitutional Subcommittee Proviso Request Summary FY 2025-26				
Proviso # in FY 24-25 Act	Proviso Title	Short Summary	Agency Recommended Action (keep, change, delete, add)	Justification
98.9	Penalties for Non-Reporting	Penalties for non-reporting municipalities	Amend	There was language added to the proviso during COVID that suspended penalties for municipalities that did not meet audit requirements. The STO recommends reverting to the previous language to increase compliance with the proviso.

**\*Please keep all other Section 98 Provisos included in the Fiscal Year 2024-25 Appropriations Act\***



**THE HONORABLE CURTIS M. LOFTIS, JR.**  
State Treasurer

**State Treasurer's Office Financial Overview & Efficiency**

**FY 2025 Budget Vs Actual FYTD (12/31/24)**

FY 2025 Budget vs Actual FYTD					
Original Budget	Budget Adjustments	Current Budget	FY25 YTD Actual Expense	Commitments	Remaining Balance
\$ 13,851,792.00	\$ 256,390.00	\$ 14,108,182.00	\$ 5,870,633.34	\$ 1,347,089.50	\$ 6,890,459.16

**FY 2024 Budget Vs Actual**

FY 2024 Budget vs Actual					
Original Budget	Budget Adjustments	Current Budget	YTD Actual Expense	Commitments	Remaining Balance
\$ 12,784,339.00	\$ 116,453.00	\$ 12,900,792.00	\$ 12,199,404.04	\$ -	\$ 701,387.96

**FY 2025 Carry-Forward**

FY 2025 Carry-Forward Summary		
Carry-Forward Type	Amount	Utilization Plan
General	\$ -	N/A
Other Funds	\$ 442,353.59	Used to cover standard operating expenses
Special	\$ 500,000.00	Partner with trusted experts to develop a curriculum for teaching digital currency literacy




# SOUTH CAROLINA STATE TREASURER'S OFFICE

## STATE TREASURER CURTIS M. LOFTIS JR.

### ACCOUNTABILITY REPORT OVERVIEW FY 2023-2024

As the State's banker, State Treasurer Curtis Loftis manages, invests and retains custody of more than \$75 billion in public funds.

Treasurer Loftis works to ensure that the State Treasurer's Office (STO) provides the best in efficient banking, investment, and financial management services by focusing on modernization and optimization of business processes.



The STO has five major Divisions: Banking, Investment Management, Treasury Management, Debt Management and Programs.

#### BANKING

Manages relationships with the qualified institutions that provide banking services to the State's agencies, colleges and universities.



#### INVESTMENT MANAGEMENT

Manages the investment of funds on behalf of the State and Local Governments.



**\$40.8 B**  
in assets under management



**\$1.45 B**  
in net earnings on General Deposit Accounts' and local government (LGIP) investments

#### TREASURY MANAGEMENT

Manages statewide cash deposit & disbursement accounting including payroll processing and other disbursements on behalf of the State.

disbursed  
**\$50 BILLION**



**3.5 MILLION**  
electronic payments

#### DEBT MANAGEMENT

Oversees the debt for the State and its agencies, institutions, and authorities, while optimizing the debt structure and ensuring timely repayment of debt.

**\$527.2 MILLION**

issued in general obligation and revenue debt



**Aaa**  
Moody's

**AA+**  
S&P

**AAA**  
Fitch

#### PROGRAMS

Administers the consumer facing programs of the STO.

##### UNCLAIMED PROPERTY PROGRAM

**\$939.9 MILLION**  
available to claim and more than  
**\$38 MILLION**  
returned to South Carolinians



##### FUTURE SCHOLAR 529 COLLEGE SAVINGS PLAN

**\$6.6 BILLION**  
in assets under management  
&  
**232,722**  
total accounts



##### SC TUITION PREPAYMENT PROGRAM

**1,399**  
contracts are still in force with tuition benefits available



##### PALMETTO ABLE SAVINGS PROGRAM

**\$38.4 MILLION**  
in assets under management







**THE HONORABLE CURTIS M. LOFTIS, JR.**  
State Treasurer

**State Treasurer's Office FTE Breakdown**


<b>FTE Breakdown FY 2025 FYTD (1/22/25)</b>			
	<b>Authorized FTE</b>	<b>Filled FTE</b>	<b>Vacant FTE</b>
<b>State</b>	19	17.5	1.5
<b>Other</b>	66	59.5	6.5
<b>Total</b>	<b>85</b>	<b>77</b>	<b>8</b>



**THE HONORABLE CURTIS M. LOFTIS, JR.**  
State Treasurer

**Additional Information**

- 1) Local Government Investment Pool Audit Report
- 2) Palmetto ABLE Savings Program Annual Report



**SOUTH CAROLINA STATE  
TREASURER'S OFFICE**

**SOUTH CAROLINA LOCAL GOVERNMENT  
INVESTMENT POOL**

**COLUMBIA, SOUTH CAROLINA**

**FINANCIAL STATEMENTS**

**JUNE 30, 2024**



September 23, 2024

The Honorable Curtis M. Loftis, Jr., State Treasurer  
State of South Carolina  
Columbia, South Carolina

This report on the audit of the financial statements of the South Carolina Local Government Investment Pool for the fiscal year ended June 30, 2024, was issued by The Hobbs Group, P.A., Certified Public Accountants, under contract with the South Carolina Office of the State Auditor.

If you have any questions regarding this report, please let us know.

Respectfully submitted,

George L. Kennedy, III, CPA  
State Auditor

GLKIII/trb

**SOUTH CAROLINA STATE TREASURER'S OFFICE  
SOUTH CAROLINA LOCAL GOVERNMENT INVESTMENT POOL  
TABLE OF CONTENTS  
FOR THE YEAR ENDED JUNE 30, 2024**

Independent Auditors' Report	1
Management's Discussion and Analysis (Unaudited)	4
<b><u>Financial Statements:</u></b>	
Statement of Fiduciary Net Position	9
Statement of Changes in Fiduciary Net Position	10
Notes to Financial Statements	11
<b><u>Governmental Auditing Report:</u></b>	
Independent Auditors' Report on Internal Control Over Financial Reporting and on Compliance and Other Matters Based on an Audit of Financial Statements Performed in Accordance with Government Auditing Standards	22

1704 Laurel Street  
Columbia, SC 29201

P.O. Box 2411  
Columbia, SC 29202

Phone (803) 799-0555  
Fax (803) 799-4212



125 W. Stone Avenue  
Greenville, SC 29609

Phone (864) 271-7503  
Fax (864) 751-5889

www.hobbsscpa.com

1704 Laurel Street  
Columbia, SC 29201

P.O. Box 2411  
Columbia, SC 29202

Phone (803) 799-0555  
Fax (803) 799-4212

## INDEPENDENT AUDITORS' REPORT

Mr. George L. Kennedy, III, CPA  
State Auditor  
Office of the State Auditor  
Columbia, South Carolina



### REPORT ON THE AUDIT OF THE FINANCIAL STATEMENTS

#### *Opinion*

We have audited the financial statements of the South Carolina Local Government Investment Pool (the "Pool"), an investment trust fund of the State of South Carolina as of and for the year ended June 30, 2024, and the related notes to the financial statements, which collectively comprise the Pool's basic financial statements as listed in the table of contents.

In our opinion, the accompanying financial statements present fairly, in all material respects, the net position of the Pool as of June 30, 2024, and the respective changes in fiduciary net position for the year then ended in accordance with accounting principles generally accepted in the United States of America.

#### *Basis for Opinion*

We conducted our audit in accordance with auditing standards generally accepted in the United States of America (GAAS) and the standards applicable to financial audits contained in *Government Auditing Standards* (GAS), issued by the Comptroller General of the United States. Our responsibilities under those standards are further described in the Auditor's Responsibilities for the Audit of the Financial Statements section of our report. We are required to be independent of the Pool and to meet our other ethical responsibilities, in accordance with the relevant ethical requirements relating to our audit. We believe that the audit evidence we have obtained is sufficient and appropriate to provide a basis for our audit opinion.

#### *Responsibilities of Management for the Financial Statements*

The Pool's management is responsible for the preparation and fair presentation of the financial statements in accordance with accounting principles generally accepted in the United States of America, and for the design, implementation, and maintenance of internal control relevant to the preparation and fair presentation of financial statements that are free from material misstatement, whether due to fraud or error.

In preparing the financial statements, management is required to evaluate whether there are conditions or events, considered in the aggregate, that raise substantial doubt about the Pool's ability to continue as a going concern for twelve months beyond the financial statement date, including any currently known information that may raise substantial doubt shortly thereafter.

### *Auditor's Responsibilities for the Audit of the Financial Statements*

Our objectives are to obtain reasonable assurance about whether the financial statements as a whole are free from material misstatement, whether due to fraud or error, and to issue an auditor's report that includes our opinion. Reasonable assurance is a high level of assurance but is not absolute assurance and therefore is not a guarantee that an audit conducted in accordance with GAAS and GAS will always detect a material misstatement when it exists. The risk of not detecting a material misstatement resulting from fraud is higher than for one resulting from error, as fraud may involve collusion, forgery, intentional omissions, misrepresentations, or the override of internal control. Misstatements are considered material if there is a substantial likelihood that, individually or in the aggregate, they would influence the judgment made by a reasonable user based on the financial statements.

In performing an audit in accordance with GAAS and GAS, we:

- Exercise professional judgment and maintain professional skepticism throughout the audit.
- Identify and assess the risks of material misstatement of the financial statements, whether due to fraud or error, and design and perform audit procedures responsive to those risks. Such procedures include examining, on a test basis, evidence regarding the amounts and disclosures in the financial statements.
- Obtain an understanding of internal control relevant to the audit in order to design audit procedures that are appropriate in the circumstances, but not for the purpose of expressing an opinion on the effectiveness of the Pool's internal control. Accordingly, no such opinion is expressed.
- Evaluate the appropriateness of accounting policies used and the reasonableness of significant accounting estimates made by management, as well as evaluate the overall presentation of the financial statements.
- Conclude whether, in our judgment, there are conditions or events, considered in the aggregate, that raise substantial doubt about the Pool's ability to continue as a going concern for a reasonable period of time.

We are required to communicate with those charged with governance regarding, among other matters, the planned scope and timing of the audit, significant audit findings, and certain internal control-related matters that we identified during the audit.

### *Emphasis of Matter*

As discussed in Note 1, the financial statements present only the South Carolina Local Government Investment Pool, an investment trust fund of the State of South Carolina and do not purport to, and do not, present fairly the financial position of the South Carolina State Treasurer's Office, or the State of South Carolina, as of June 30, 2024, and the changes in its financial position for the year then ended in accordance with accounting principles generally accepted in the United States of America. Our opinion is not modified with respect to this matter.

### *Required Supplementary Information*

Accounting principles generally accepted in the United States of America require that the management's discussion and analysis on pages 4 through 8 be presented to supplement the basic financial statements. Such information is the responsibility of management and, although not a part of the basic financial statements, is required by the Governmental Accounting Standards Board who considers it to be an essential part of financial reporting for placing the basic financial statements in an appropriate operational, economic, or historical context. We have applied certain limited procedures to the required supplementary information in accordance with auditing standards generally accepted in the United States of America, which consisted of inquiries of management about the methods of preparing the information and comparing the information for consistency with management's responses to our inquiries, the basic financial statements, and other knowledge we obtained during our audit of the basic financial statements. We do not express an opinion or provide any assurance on the information because the limited procedures do not provide us with sufficient evidence to express an opinion or provide any assurance.

### *Other Reporting Required by Government Auditing Standards*

In accordance with *Government Auditing Standards*, we have also issued our report dated September 23, 2024 on our consideration of the Pool's internal control over financial reporting and on our tests of its compliance with certain provisions of laws, regulations, contracts, and grant agreements and other matters. The purpose of that report is solely to describe the scope of our testing of internal control over financial reporting and compliance and the results of that testing, and not to provide an opinion on the effectiveness of internal control over financial reporting or on compliance. That report is an integral part of an audit performed in accordance with *Government Auditing Standards* in considering the Pool's internal control over financial reporting and compliance.

Columbia, South Carolina  
September 23, 2024

*The Halle Group, P.A.*



## Management's Discussion and Analysis

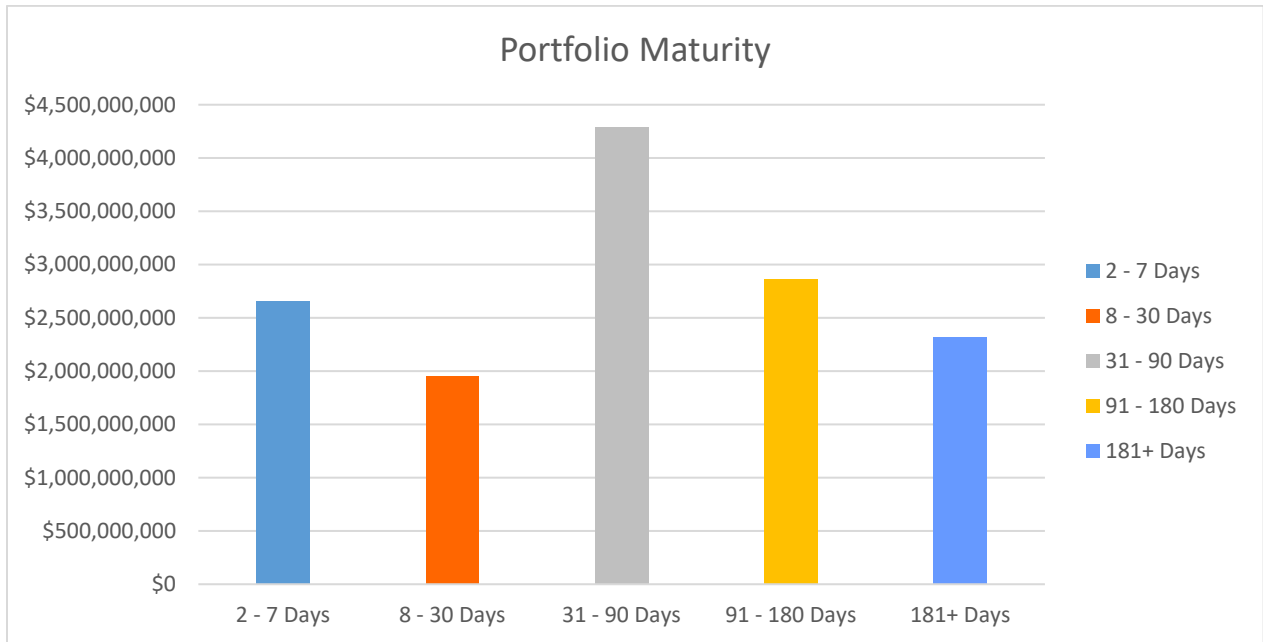
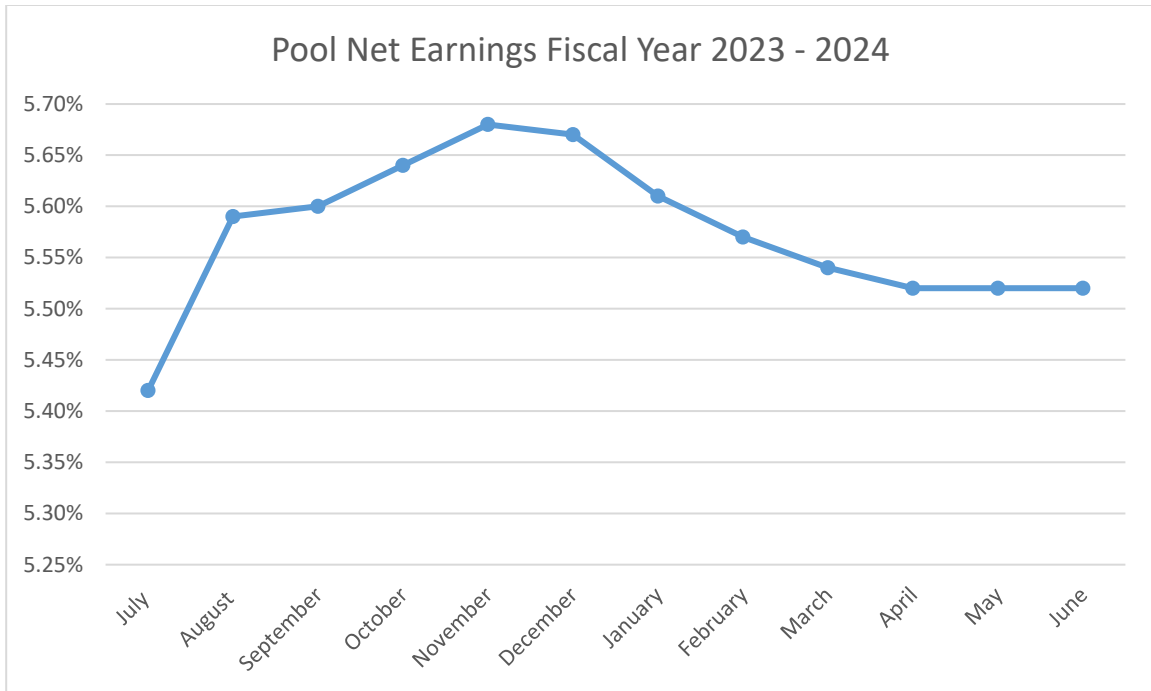
The South Carolina Local Government Investment Pool (the "Pool") is an investment option for local governments of the State of South Carolina provided by the State Treasurer's Office as established by statute. The Pool invests in fixed income securities as provided by statute and is managed in a manner to preserve capital and provide needed liquidity while earning a prudent daily variable rate of return. The attached financial statements present a financial "snapshot" of the Pool. The Statement of Fiduciary Net Position presents information on the Pool's assets and liabilities at June 30, 2024 with the difference between the two reported as net position. The Statement of Changes in Fiduciary Net Position during the period from July 1, 2023 to June 30, 2024 (fiscal year or FY) presents information showing how the Pool's net position changed during the fiscal year. All changes in net position are reported as soon as the underlying event giving rise to the change occurs, regardless of the timing of related cash flows.

### Overview of the Pool

During the 12-month reporting period, the South Carolina LGIP management team consistently applied a disciplined money management process designed to achieve its goal of maximizing yield potential while preserving liquidity. Cash flows of participants fluctuated during the fiscal year 2024, with a notable increase in balances in January and February, as assets in the portfolio peaked mid-February at over \$15 billion.

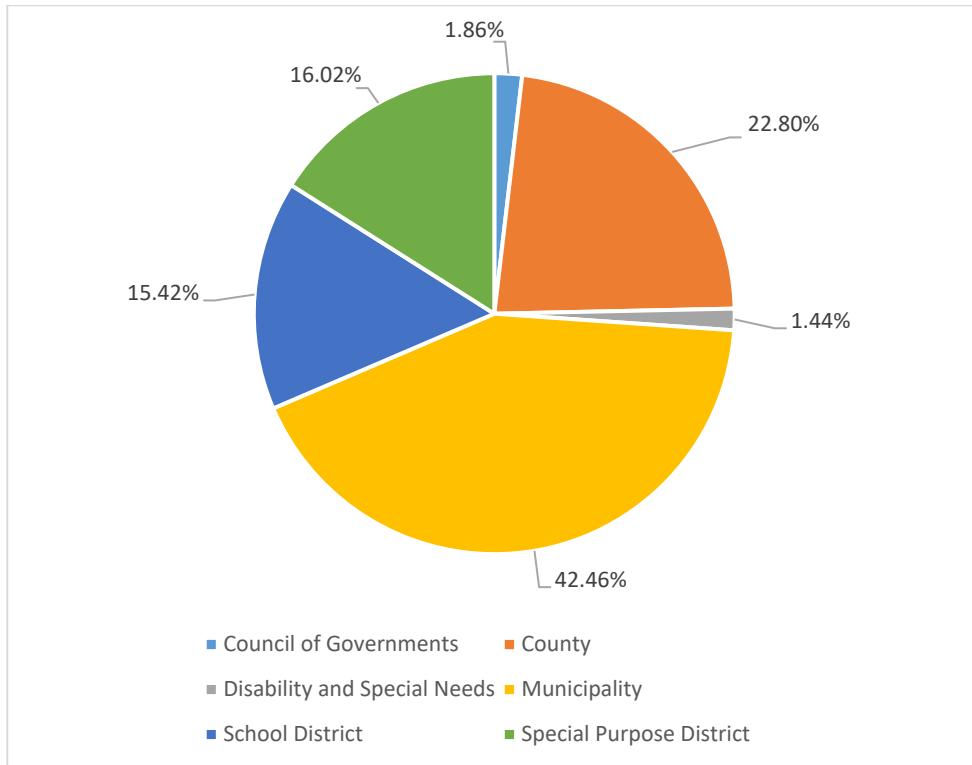
The reporting period opened with the U.S. Treasury Department embarking on a gradual, but vast issuance of U.S. Treasuries to replenish its coffers following suspension of the federal debt limit in June. This relieved the pressure on the short end of the yield curve. The Federal Reserve was no less active, raising the fed funds target range to a 16-year high of 5.25-5.5% in July as it continued to aggressively fight inflation. But that would prove to be its last rate action of the reporting period, as policymakers opted to monitor the economy's response to the lagging impact of the tightening campaign. In the fall of 2023, economic indicators confounded investors and the Fed, with some pointing to strength and others to recession. Inflation continued to decline, but the labor market bucked expectations with its continued strength. In September, the Fed's Summary of Economic Projections indicated another rate hike by year-end. In contrast, the markets expected easing—as many as seven quarter-point cuts—to begin soon. But the discrepancy between the two outlooks dissipated in winter. In December, the Fed reversed its position, projecting three quarter-point cuts. That gap closed in the first quarter of 2024 after disconcerting inflation data caused investors to realize the Fed would be more deliberate when it pivoted. Inflation had been falling at a decent clip from the multidecade highs it reached in 2022. But that decline had stopped, with some economists suggesting it could reverse course. Fed Chair Jerome Powell said policymakers needed more confidence that inflation would recommence its decline and fall low enough to justify easing lest it roar back. In June, they acknowledged this by projecting only a single quarter-point cut by the end of 2024.

The following two graphs indicate the Pool's net earnings for the year ended June 30, 2024 along with the Pool's portfolio maturities:

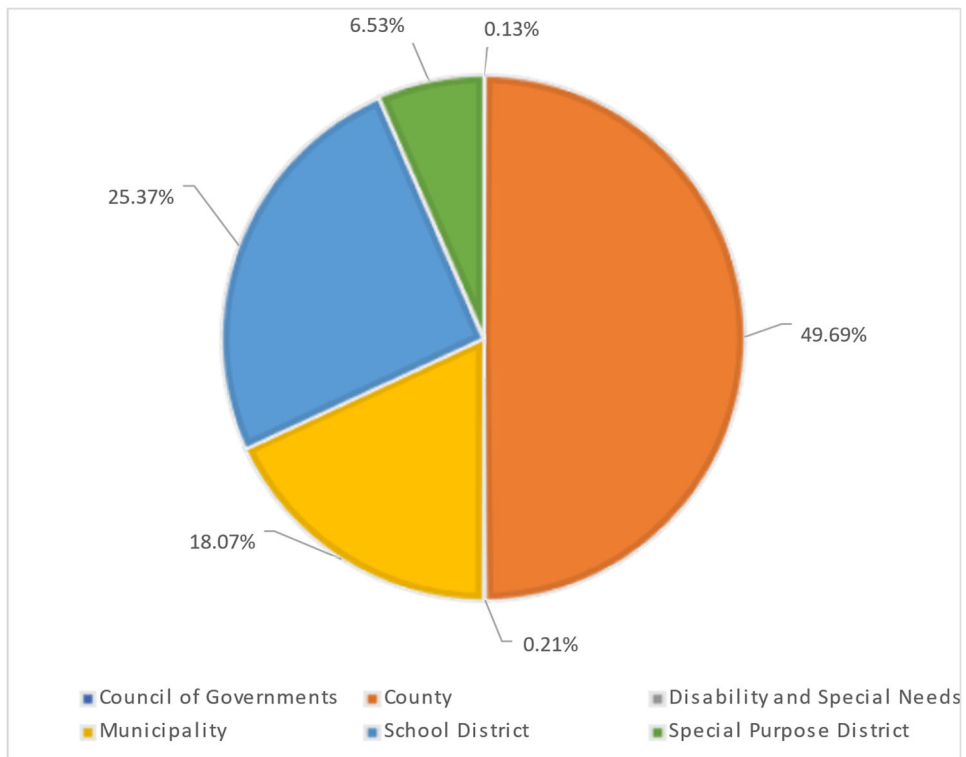


The overall composition of the Pool defined by both type of account holder and the distribution of the funds held in the Pool can be summarized as follows:

### Account Holders



### Account Holders Distribution of Dollars



## Financial Analysis

**Table 1: Summary Statement of Fiduciary Net Position**

	June 30, 2024	June 30, 2023	Change
<b>Assets</b>			
Cash and cash equivalents	\$ 4,575,714,463	\$ 4,694,088,104	\$ (118,373,641)
Accrued interest receivable	45,614,691	30,199,051	15,415,640
Investments, at fair value	9,504,749,386	7,165,358,245	2,339,391,141
<b>Total assets</b>	<b>14,126,078,540</b>	<b>11,889,645,400</b>	<b>2,236,433,140</b>
<b>Liabilities</b>			
Securities lending earnings payable	3,916	-	3,916
Collateral for loaned securities	1,019,700	-	1,019,700
<b>Total liabilities</b>	<b>1,023,616</b>	<b>-</b>	<b>1,023,616</b>
<b>Total Net Position - Held in Trust</b>	<b>\$ 14,125,054,924</b>	<b>\$ 11,889,645,400</b>	<b>\$ 2,235,409,524</b>

The Statement of Fiduciary Net Position shows that the assets of the Pool are the cash and investments made by the State Treasurer as Custodian of the Pool plus accrued income receivable on those investments at June 30, 2024. The growth in total assets is due to substantial deposits from participants.

Due to the higher rate environment, the Pool took advantage of investing some of the cash and cash equivalents in longer term investments at higher returns. Strategically, this will help insulate returns a little when the Fed decides to start rate cuts. Accrued interest receivable has increased due to increasing interest rates as well as more significant investment balances.

The Net Position of the Pool is held for the Pool participants and is internally divided into amounts distributed to participants' accounts and undistributed amounts. Net position of \$14,113,081,241 has been distributed to participant accounts while \$11,973,683 is undistributed. The undistributed portion of net position represents the difference between cost and market value as well as a reserve for contingencies.

**Table 2: Summary Statement of Changes in Fiduciary Net Position**

	June 30, 2024	June 30, 2023	Change
Investment income	\$ 714,990,055	\$ 455,510,283	\$ 259,479,772
Expenses	(6,428,083)	(5,505,993)	(922,090)
Deposits, withdrawals, and other participant activity	1,526,847,552	1,364,685,757	162,161,795
<b>Change in net position</b>	<b>2,235,409,524</b>	<b>1,814,690,047</b>	<b>420,719,477</b>
<b>Net position - beginning of year</b>	<b>11,889,645,400</b>	<b>10,074,955,353</b>	<b>1,814,690,047</b>
<b>Net position - end of year</b>	<b>\$ 14,125,054,924</b>	<b>\$ 11,889,645,400</b>	<b>\$ 2,235,409,524</b>

The significant increase in investment income was a result of the higher interest rate environment experienced during FY2024. As stated above, the Federal Reserve was very active, raising the federal funds target range to a 16-year high of 5.25-5.5%. In addition, net participant activity increased by \$162,161,795 as municipalities and local governments increased participation in the Pool in reaction to the market conditions. At June 30, 2024 there were 1,180 participating accounts in the Pool as compared to 1,061 at the previous year end. Administrative expenses for the Pool increased from \$5,505,993 for the year ended June 30, 2023 to \$6,396,432 with an additional \$31,651 of securities lending expenses for a total of \$6,428,083. The increase in expenses is driven by increased asset balances in the Pool during the year ended June 30, 2024.

The average investment rate earned by the Pool increased from 4.00% in FY 2023 to 5.57% for FY 2024. In FY 2024, the Pool performed better than its referenced benchmark which earned a rate of return of 5.54%. The Pool earned \$259,479,772 more in investment income than the prior fiscal year due to the increasing market rates and greater amount of funds invested. During FY 2024, there were more deposits to the Pool than withdrawals. The table below provides the investment rates for the current and prior fiscal years by month.

**Table 3: LGIP Participant distribution rate comparison for last two fiscal years**

	<b><u>FY 23-24</u></b>	<b><u>FY 22-23</u></b>
July	5.42%	1.72%
August	5.59%	2.32%
September	5.60%	2.62%
October	5.64%	3.24%
November	5.68%	3.94%
December	5.67%	4.32%
January	5.61%	4.57%
February	5.57%	4.75%
March	5.54%	4.85%
April	5.52%	5.10%
May	5.52%	5.27%
June	5.52%	5.35%
<b>Average</b>	<b>5.57%</b>	<b>4.00%</b>

Participant funds remain available for withdrawal with a one business day notice.

The expenses of the Pool are limited to the actual expenses incurred by the State Treasurer's Office to operate the Pool. These costs are paid by interest earnings generated by the Pool rather than State appropriations.

**Contacting the Pool**

Persons needing additional information concerning this report or otherwise needing to contact the Pool should address requests to:

SC Office of the Treasurer  
 1200 Senate Street, Suite 214  
 Wade Hampton Office Building  
 Columbia, SC 29201

**SOUTH CAROLINA STATE TREASURER'S OFFICE  
SOUTH CAROLINA LOCAL GOVERNMENT INVESTMENT POOL  
STATEMENT OF FIDUCIARY NET POSITION  
JUNE 30, 2024**

	<u>Investment Trust Fund</u>
<b>ASSETS</b>	
Cash and cash equivalents	\$ 4,575,714,463
Accrued interest receivable	45,614,691
Investments, at fair value	9,503,729,686
Invested securities lending collateral	1,019,700
	14,126,078,540
<b>LIABILITIES</b>	
Collateral for loaned securities	1,019,700
Securities lending earnings payable	3,916
	1,023,616
<b>NET POSITION</b>	
Held in trust for Pool participants	14,125,054,924
	\$ 14,125,054,924

*The Notes to Financial Statements are an integral part of these financial statements*

**SOUTH CAROLINA STATE TREASURER'S OFFICE  
SOUTH CAROLINA LOCAL GOVERNMENT INVESTMENT POOL  
STATEMENT OF CHANGES IN FIDUCIARY NET POSITION  
FOR THE YEAR ENDED JUNE 30, 2024**

	<u>Investment Trust Fund</u>
<b>ADDITIONS:</b>	
Investment income	\$ 714,937,563
Securities lending income	52,492
Total additions	714,990,055
<b>DEDUCTIONS:</b>	
Administrative expenses	6,396,432
Cost of securities lending transactions	31,651
Total deductions	6,428,083
Net increase in net position resulting from operations	708,561,972
<b>INCOME DISTRIBUTED TO PARTICIPANTS</b>	(719,679,827)
<b>PARTICIPANT TRANSACTIONS:</b>	
Deposits and income reinvested	20,910,979,937
Less withdrawals	(18,664,452,558)
Net increase in net position resulting from participant transactions	2,246,527,379
Total increase in net position	2,235,409,524
<b>NET POSITION:</b>	
Beginning of year	11,889,645,400
End of year	\$ 14,125,054,924

*The Notes to Financial Statements are an integral part of these financial statements*

**SOUTH CAROLINA STATE TREASURER'S OFFICE  
SOUTH CAROLINA LOCAL GOVERNMENT INVESTMENT POOL  
NOTES TO FINANCIAL STATEMENTS  
JUNE 30, 2024**

**NOTE 1. SUMMARY OF SIGNIFICANT ACCOUNTING POLICIES:**

**Reporting Entity**

The South Carolina State Treasurer's Office (the "Treasurer's Office") is an agency of the State of South Carolina (the "State") established by Article III, Section 7 of the Constitution of South Carolina. Pursuant to Section 6-6-10 of the State of South Carolina Code of Laws, the Treasurer's Office established, in May 1983, the South Carolina Local Government Investment Pool (the "Pool"), an investment trust fund, in which public monies in excess of current needs, which are under the custody of any county treasurer or the governing body of any municipality, county, school district, regional council of government or any other political subdivision of the State, may be deposited.

The accompanying financial statements present the financial position and results of operations solely of the Pool and do not include any other agencies or component units of the State or any other funds of the Treasurer's Office. The Local Government Investment Pool is not registered with the Securities Exchange Commission ("SEC"). It is similar to a money market fund in that it is offered at a stable price and is guided by risk control principles such as significant overnight Repurchase Agreements for liquidity; attention to credit quality, portfolio diversification, and maintenance of a short average maturity of fixed and floating rate investments. The Pool is included as an investment trust fund in the State's Annual Comprehensive Financial Report. There is no regulatory oversight of the Pool. For purposes of separate fund financial statements, the Pool is treated as an external investment pool.

**Basis of Accounting and Measurement Focus**

The Pool is reported using the economic resources measurement focus and the accrual basis of accounting. Revenues are recorded when earned and expenses are recorded when a liability is incurred, regardless of the timing of related cash flows. The Pool applies all applicable Governmental Accounting Standards Board ("GASB") pronouncements.

**Pool Accounting**

The Pool accounts for assets held by a governmental unit in a trustee capacity as an agent for individuals, private organizations, other governmental units, or other funds (the "participants"). An external investment pool is used when an arrangement exists that commingles the monies of more than one legally separate entity and invests, on the participants' behalf, in an investment portfolio. An external investment pool can be sponsored by an individual government, jointly by more than one government, or by a nongovernmental entity. The Pool, which is an investment trust fund of the State, records participant unit issues and related interest income for which the resources are restricted for participant unit redemptions, distributions, and related interest expense. The Pool is open to local government entities.



**SOUTH CAROLINA STATE TREASURER'S OFFICE**  
**SOUTH CAROLINA LOCAL GOVERNMENT INVESTMENT POOL**  
**NOTES TO FINANCIAL STATEMENTS**  
**JUNE 30, 2024**

**NOTE 1. SUMMARY OF SIGNIFICANT ACCOUNTING POLICIES (Continued):**

**Cash and Cash Equivalents**

For purposes of the financial statements, the Pool considers all highly liquid investments with an original maturity of three months or less from the date of purchase to be cash equivalents.

**Investments**

In accordance with GASB Statement No. 31, Accounting and Financial Reporting for Certain Investments and for External Investment Pools and as amended by GASB Statement No. 72, Fair Value Measurement and Application, investments are carried at fair value. Accordingly, the change in fair value of investments is recognized as an increase or decrease to investment assets and investment income. Fair value is the amount at which an investment could be exchanged in a current transaction between willing parties, other than forced liquidation. Fair value for all investments of the Pool is determined on a recurring basis based upon quoted market prices. See Note 2 for further information on fair value measurements.

Section 11-9-660 of the State of South Carolina Code of Laws authorizes the Treasurer's Office to invest and reinvest the monies of the Pool in the following types of investments:

- (1) Obligations of the United States, its agencies and instrumentalities;
- (2) Obligations issued or unconditionally guaranteed by the International Bank for Reconstruction and Development, the African Development Bank, and the Asian Development Bank;
- (3) Obligations of a corporation, state, or political subdivision denominated in United States dollars, if the obligations bear an investment grade rating of at least two nationally recognized rating services;
- (4) Certificates of deposit, if the certificates are secured collaterally by securities of the types described in items (1) and (3) of this section and held by a third party as escrow agent or custodian and are of a market value not less than the amount of the certificates of deposit so secured, including interest; except that this collateral is not required to the extent the certificates of deposit are insured by an agency of the federal government;
- (5) Repurchase agreements, if collateralized by securities of the types described in items (1) and (3) of this section and held by a third party as escrow agent or custodian and of a market value not less than the amount of the repurchase agreement so collateralized, including interest; and
- (6) Guaranteed investment contracts issued by a domestic or foreign insurance company or other financial institution, whose long-term unsecured debt rating bears the two highest ratings of at least two nationally recognized rating services.

**SOUTH CAROLINA STATE TREASURER'S OFFICE**  
**SOUTH CAROLINA LOCAL GOVERNMENT INVESTMENT POOL**  
**NOTES TO FINANCIAL STATEMENTS**  
**JUNE 30, 2024**

**NOTE 1. SUMMARY OF SIGNIFICANT ACCOUNTING POLICIES (Continued):**

**Accrued Interest Receivable**

Accrued interest receivable includes interest earned through June 30, 2024 and payable during fiscal year 2025 or when the underlying investment matures.

**Net Position Held in Trust**

As of June 30, 2024, the Pool reported net position held in trust for Pool participants in the amount of \$14,125,054,924. Of this amount, \$14,113,081,241 had been distributed to Pool participant accounts. The remainder represents amounts held by the Treasurer's Office as a contingency reserve as well as other amounts and market value adjustments that have not yet been distributed to participants' accounts.

**Investment Income**

Investment income consists of interest revenue, amortization of premium/discount, and realized/unrealized gains and losses.

**Administrative Expenses**

Proviso 98.4 of the State's 2023-2024 Appropriations Act authorized the Treasurer's Office to charge a fee for the operations and management costs associated with the Pool. The Act further authorized the Treasurer's Office to retain and expend the fees to provide the services. The fees assessed may not exceed the costs of the provision of services. There is no legal requirement for the Pool to adopt a budget.

**Participant Unit Issues, Redemptions, and Distributions**

The Treasurer's Office may sell participation units to all political subdivisions of the State. Funds may be deposited at any time and may be withdrawn with a one business day notice. Participant shares in the Pool are dollar denominated; therefore, the number of shares sold and redeemed is equal to the dollars withdrawn. Monthly investment income is distributed to participants in the form of additional units in the Pool and is calculated on the accrual basis of accounting, including accrued interest and amortization of premium or discount. Unrealized gains and losses on investments are not distributed to participants until realized; however they are recognized in the financial statements in accordance with generally accepted accounting principle requirements for fair value accounting of investments. The Pool does not carry any legally binding guarantees to protect participants against potential loss of investment value.

**SOUTH CAROLINA STATE TREASURER’S OFFICE  
SOUTH CAROLINA LOCAL GOVERNMENT INVESTMENT POOL  
NOTES TO FINANCIAL STATEMENTS  
JUNE 30, 2024**

**NOTE 1. SUMMARY OF SIGNIFICANT ACCOUNTING POLICIES (Continued):**

**Participant Unit Issues, Redemptions, and Distributions (Continued)**

Interest earnings are accrued daily based on participation units valued at \$1.00 and distributed to the participants at the end of each month.

**Use of Estimates**

The preparation of financial statements in conformity with accounting principles generally accepted in the United States of America requires management to make estimates and assumptions that affect the reported amounts of assets, liabilities, and disclosure of contingent assets and liabilities at the date of the financial statements and the reported amounts of revenue and expenditures during the reporting period. Actual results could differ from those estimates.

**NOTE 2. DEPOSITS, INVESTMENTS, AND SECURITIES LENDING TRANSACTIONS**

All deposits, investments, and securities lending transactions of the Pool are under the control of the Treasurer’s Office who, by law, has sole authority for the investment of such funds.

The following schedule reconciles the amounts reported in the Statement of Fiduciary Net Position to the notes to financial statements.

	Statements		Notes
Cash and cash equivalents	\$ 4,575,714,463	Cash Deposits	\$ 301,271,144
Investments	9,503,729,686	Investments	13,779,192,705
Invested securities lending collateral	1,019,700		
<b>Totals</b>	<b>\$ 14,080,463,849</b>		<b>\$ 14,080,463,849</b>

**Deposits**

Deposits include amounts held by banks. Custodial credit risk for deposits is the risk that in the event of a bank failure, the Pool’s deposits may not be recovered. As prescribed by statute, the State Treasurer is the Custodian of all deposits and is responsible for securing all deposits held by banks or savings and loan associations. These deposits must be secured by deposit insurance, surety bonds, collateral securities, or letters of credit to protect the Pool against loss in the event of insolvency or liquidation of the institution or for any other cause. All deposits are required to be and were insured by the Federal Deposit Insurance Corporation up to \$250,000 or were fully collateralized with securities held by the State or its agent in the State Treasurer’s name as Custodian.

**SOUTH CAROLINA STATE TREASURER'S OFFICE  
SOUTH CAROLINA LOCAL GOVERNMENT INVESTMENT POOL  
NOTES TO FINANCIAL STATEMENTS  
JUNE 30, 2024**

**NOTE 2. DEPOSITS, INVESTMENTS, AND SECURITIES LENDING TRANSACTIONS (Continued)**

**Investments**

Investments consist of the following as of June 30, 2024:

<u>Type of Investment</u>	<u>Fair Value</u>	<u>Maturity Dates</u>	<u>Interest Rates</u>
<b><u>Certificates of Deposit</u></b>			
Certificates of Deposit - U.S.	\$ 2,665,010,500	7/2/2024 - 6/6/2025	5.130% - 6.050%
Certificates of Deposit - Yankee	75,077,250	10/18/2024	6.000%
Certificates of Deposit - Other	84,015,960	6/13/2025	5.710%
<b><u>Short Term Investments</u></b>			
Commercial Paper - Discount	6,658,682,725	7/1/2024 - 6/26/2025	4.810% - 5.680%
Commercial Paper - Interest Bearing	2,530,201,900	7/9/2024 - 6/5/2025	5.490% - 9.999%
Federal Home Loan Bank	975,033,500	9/4/2024 - 11/25/2024	5.345% - 5.350%
Private Placements and Other Bonds	235,020,200	7/12/2024 - 6/10/2025	5.559% - 5.670%
Fixed Income Securities	389,346,970	10/16/2024 - 2/24/2025	5.630% - 5.890%
Repurchase Agreements	165,784,000	7/1/2024	5.330%
<b><u>Invested Securities Lending Collateral</u></b>			
Repurchase Agreements	<u>1,019,700</u>	7/1/2024	5.310% - 5.340%
Total	<u>\$ 13,779,192,705</u>		

The return on investment for commercial paper, treasury bills, and repurchase agreements are quoted on a discounted yield basis and is reflected in the interest rates column at the table above. Instead of paying coupon payments, these types of investments are issued at a discount (price that is less than face value) and matures at its face value. The difference between the maturity value and the purchase price is the interest earned.

*Fair Value of Investments*

The Pool measures and records its investments using fair value measurement guidelines established by generally accepted accounting principles. These guidelines recognize a three-tiered fair value hierarchy, as follows:

*Level 1:* Quoted prices for identical investments in active markets;

*Level 2:* Observable inputs other than quoted market prices; and,

*Level 3:* Unobservable inputs.

**SOUTH CAROLINA STATE TREASURER'S OFFICE  
SOUTH CAROLINA LOCAL GOVERNMENT INVESTMENT POOL  
NOTES TO FINANCIAL STATEMENTS  
JUNE 30, 2024**

**NOTE 2. DEPOSITS, INVESTMENTS, AND SECURITIES LENDING TRANSACTIONS (Continued):**

**Investments (Continued)**

At June 30, 2024, the Pool had the following recurring fair value measurements:

<u>Type of Investment</u>	<u>Fair Value</u>	<u>Fair Value Measurements Using</u>		
		<u>Level 1 Inputs</u>	<u>Level 2 Inputs</u>	<u>Level 3 Inputs</u>
<b><u>Certificates of Deposit</u></b>				
Certificates of Deposit - U.S.	\$ 2,665,010,500	\$ -	\$ 2,665,010,500	\$ -
Certificates of Deposit - Yankee	75,077,250	-	75,077,250	-
Certificates of Deposit - Other	84,015,960	-	84,015,960	-
<b><u>Short Term Investments</u></b>				
Commercial Paper - Discount	6,658,682,725	-	6,658,682,725	-
Commercial Paper - Interest Bearing	2,530,201,900	-	2,530,201,900	-
Federal Home Loan Bank	975,033,500	-	975,033,500	-
Private Placements and Other Bonds	235,020,200	-	235,020,200	-
Fixed Income Securities	389,346,970	-	389,346,970	-
Repurchase Agreements	165,784,000	-	165,784,000	-
<b><u>Invested Securities Lending Collateral</u></b>				
Repurchase Agreements	1,019,700	-	1,019,700	-
 Total	 <u>\$ 13,779,192,705</u>	 <u>\$ -</u>	 <u>\$ 13,779,192,705</u>	 <u>\$ -</u>

Debt and equity securities classified in Level 2 are valued using observable inputs other than quoted market prices. Level 2 inputs are based primarily on prices from several third-party vendors. At the time of acquisition, each security is automatically assigned a primary pricing source, based on its characteristics. The price received from a primary source is used in portfolio valuation reports, unless a tolerance check, or price challenge results in the use of a price from a secondary vendor.

*Custodial Credit Risk*

Custodial credit risk for investments is the risk that, in the event of a failure of the counterparty, the Pool will not be able to recover the value of the investments or collateral securities that are in the possession of an outside party. At June 30, 2024, all of the Pool's investments were insured and registered.

**SOUTH CAROLINA STATE TREASURER'S OFFICE  
SOUTH CAROLINA LOCAL GOVERNMENT INVESTMENT POOL  
NOTES TO FINANCIAL STATEMENTS  
JUNE 30, 2024**

**NOTE 2. DEPOSITS, INVESTMENTS, AND SECURITIES LENDING TRANSACTIONS (Continued):**

**Investments (Continued)**

*Interest Rate Risk*

Interest rate risk is the risk that changes in interest rates will adversely affect the fair value of an investment. This risk is managed within the portfolio using effective duration. Effective duration is a measure of the price sensitivity of a bond or a portfolio of bonds to interest rate movements given a 50-basis point change in interest rates. It takes into account that expected cash flows will fluctuate as interest rates change and provides a measure of risk that changes proportionately with market rates. The Pool's investment policy requires that the weighted average maturity and weighted average duration of the actively managed fixed income portfolio should be consistent with the liquidity requirements of the Pool. The following schedule presents the Pool's interest rate risk.

<u>Type of Investment</u>	<u>Fair Value</u>	<u>Option Adjusted Duration</u>
<b><u>Certificates of Deposit</u></b>		
Certificates of Deposit - U.S.	\$ 2,665,010,500	0.35
Certificates of Deposit - Yankee	75,077,250	0.28
Certificates of Deposit - Other	84,015,960	0.02
<b><u>Short Term Investments</u></b>		
Commercial Paper - Discount	6,658,682,725	0.52
Commercial Paper - Interest Bearing	2,530,201,900	0.32
Federal Home Loan Bank	975,033,500	0.01
Private Placements and Other Bonds	235,020,200	.01 - .09
Fixed Income Securities	389,346,970	0.01
Repurchase Agreements	165,784,000	0.09
<b><u>Invested Securities Lending Collateral</u></b>		
Repurchase Agreements	1,019,700	0.00
Total	<u>\$ 13,779,192,705</u>	

**SOUTH CAROLINA STATE TREASURER'S OFFICE  
SOUTH CAROLINA LOCAL GOVERNMENT INVESTMENT POOL  
NOTES TO FINANCIAL STATEMENTS  
JUNE 30, 2024**

**NOTE 2. DEPOSITS, INVESTMENTS, AND SECURITIES LENDING TRANSACTIONS (Continued):**

**Investments (Continued)**

*Credit Risk*

Credit risk is the risk that an issuer or other counterparty to an investment will not fulfill its obligations to the Pool. The investment policy for credit quality of debt securities states that securities must bear an investment grade rating from at least two of the national rating agencies. Credit quality of cash reserves must carry a rating of A1/P1/F1 or D1 from at least one nationally recognized rating service. In the event that the rating of a security falls below investment grade, that security may continue to be held contingent upon an evaluation of the longer-term investment merits of the security. Credit risk ratings are not required for obligations of the U.S. government or those obligations explicitly guaranteed by the U.S. government. As of June 30, 2024, the Pool's rated debt investments were rated by Moody's and are as follows:

**SOUTH CAROLINA STATE TREASURER'S OFFICE  
SOUTH CAROLINA LOCAL GOVERNMENT INVESTMENT POOL  
NOTES TO FINANCIAL STATEMENTS  
JUNE 30, 2024**

**NOTE 2. DEPOSITS, INVESTMENTS, AND SECURITIES LENDING TRANSACTIONS (Continued):**

**Investments (Continued)**

*Credit Risk (Continued)*

<u>Type of Investment</u>	<u>Fair Value</u>	<u>AAA</u>	<u>AA</u>	<u>A</u>	<u>BAA</u>	<u>NR</u>
<b><u>Certificates of Deposit</u></b>						
Certificates of Deposit - U.S.	\$ 2,665,010,500	\$ -	\$ 2,045,016,500	\$ -	\$ -	\$ 619,994,000
Certificates of Deposit - Yankee	75,077,250	-	75,077,250	-	-	-
Certificates of Deposit - Other	84,015,960	-	84,015,960	-	-	-
<b><u>Short Term Investments</u></b>						
Commercial Paper - Discount	6,658,682,725	-	5,248,938,295	-	1,312,357,059	97,387,371
Commercial Paper - Interest Bearing	2,530,201,900	-	2,430,201,900	-	-	100,000,000
Federal Home Loan Bank	975,033,500	975,033,500	-	-	-	-
Private Placements and Other Bonds	235,020,200	-	100,004,000	135,016,200	-	-
Fixed Income Securities	389,346,970	-	-	389,346,970	-	-
Repurchase Agreements	165,784,000	-	-	-	-	165,784,000
<b><u>Invested Securities Lending Collateral</u></b>						
Repurchase Agreements	1,019,700	-	-	-	-	1,019,700
Total	<u>\$ 13,779,192,705</u>	<u>\$ 975,033,500</u>	<u>\$ 9,983,253,905</u>	<u>\$ 524,363,170</u>	<u>\$ 1,312,357,059</u>	<u>\$ 984,185,071</u>

Concentration of credit risk is the risk of loss attributed to the magnitude of the Pool's investment in a single issuer. The Pool's policy for reducing this risk states that "Except for United States Treasury and Agency obligations, the fixed income portfolio shall contain no more than 5% exposure to any single issuer." At June 30, 2024, the Pool had not exceeded such threshold with its investments in any single issuer.

*Foreign Currency Risk*

Foreign currency risk is the risk that changes in exchange rates will adversely impact the fair value of an investment. At June 30, 2024, the Pool did not have any investments denominated in foreign currencies.



**SOUTH CAROLINA STATE TREASURER'S OFFICE**  
**SOUTH CAROLINA LOCAL GOVERNMENT INVESTMENT POOL**  
**NOTES TO FINANCIAL STATEMENTS**  
**JUNE 30, 2024**

**NOTE 2. DEPOSITS, INVESTMENTS, AND SECURITIES LENDING TRANSACTIONS (Continued):**

**Investments (Continued)**

*Market, Environment and Interest Rate Risk*

The value of the Fund's portfolio may decline in tandem with a drop in the overall value of the markets in which the Fund invests and/or other markets based on negative developments in the U.S. and global economies. Economic, political, and financial conditions, industry or economic trends and developments, or public health risks, such as epidemics or pandemics, may, from time to time, and for varying periods of time, cause volatility, illiquidity and/or other potentially adverse effects in the financial markets, including the fixed-income market. The commencement, continuation or ending of government policies and economic stimulus programs, changes in monetary policy, increases or decreases in interest rates, or other factors or events that affect the financial markets, including the fixed-income markets, may contribute to the development of or increase in volatility, illiquidity, shareholder redemptions and other adverse effects which could negatively impact the Fund's performance. For example, the value of certain portfolio securities may rise or fall in response to changes in interest rates, which could result from a change in government policies, and has the potential to cause investors to move out of certain portfolio securities, including fixed-income securities, on a large scale across the market. This may increase redemptions from funds that hold impacted securities. Such a market event could result in decreased liquidity and increased volatility in the financial markets. Market factors, such as the demand for particular portfolio securities, may cause the price of certain portfolio securities to fall while the prices of other securities rise or remain unchanged.

Prices of fixed-income securities rise and fall in response to changes in interest rates. Generally, when interest rates rise, prices of fixed-income securities fall. However, market factors, such as the demand for particular fixed-income securities, may cause the price of certain fixed-income securities to fall while the prices of other securities rise or remain unchanged. Recent and potential future changes in monetary policy made by central banks and/or their governments are likely to affect the level of interest rates. It is difficult to predict the pace at which central banks or monetary authorities may increase interest rates or the timing, frequency, or magnitude of such increases. Any such changes could be sudden and could expose the fixed-income market to heightened volatility and could cause the value of a Fund's investments to decline, potentially suddenly and significantly. Money market funds try to minimize this risk by purchasing short-term securities. Negative or very low interest rates magnify the risks associated with changes in interest rates. In general, changing interest rates, including rates that fall below zero, have unpredictable effects on markets and expose debt and related markets to heightened volatility and may detract from Fund performance to the extent a Fund is exposed to such interest rates and/or volatility. During periods when interest rates are low or there are negative interest rates, a Fund's yield (and total return) also is likely to be low or otherwise adversely affected or the Fund may be unable to maintain a positive return, or yield, or minimize the volatility of the Fund's NAV per share or maintain a stable NAV.

**SOUTH CAROLINA STATE TREASURER'S OFFICE**  
**SOUTH CAROLINA LOCAL GOVERNMENT INVESTMENT POOL**  
**NOTES TO FINANCIAL STATEMENTS**  
**JUNE 30, 2024**

**NOTE 2. DEPOSITS, INVESTMENTS, AND SECURITIES LENDING TRANSACTIONS (Continued):**

**Investments (Continued)**

**Securities Lending Transactions**

Through a custodial agent, the Pool participates in a securities lending program whereby securities are loaned for the purpose of generating additional income. The Pool lends securities from its investment portfolios on a collateralized basis to third parties, primarily financial institutions. The market value of the required collateral must initially meet or exceed 102% of the market value of the securities loaned, providing a margin against a decline in the market value of the collateral, and requires additional collateral if the collateral value falls below 100%. At June 30, 2024 there were \$990,856 of fixed income securities out on loan. There are no restrictions on the amount of securities that may be loaned. The types of securities available for loan during the year ended June 30, 2024, included U. S. Government securities, U. S. Government Agencies and corporate bonds. The contractual agreement with the Pool's Custodian provides indemnification in the event the borrower fails to return the securities lent or fails to pay the Pool income distribution by the securities' issuers while the securities are on loan. Cash was received as collateral for these loans. The Pool cannot pledge or sell collateral securities without a borrower default. The Pool invests cash collateral received; accordingly, securities purchased with cash collateral are recorded as an asset. A corresponding liability is recorded as the Pool must return the cash collateral to the borrower upon the expiration of the loan. All securities loaned can be terminated on demand by either the Pool or the borrower. Income in the amount of \$52,492 was generated through securities lending transactions in the year ended June 30, 2024.

**NOTE 3. NET POSITION RESTRICTED FOR POOL PARTICIPANTS:**

Monies are accumulated to meet administrative expenses related to the management of the Pool. The administrative fee is set and reviewed quarterly by the Treasurer's Office and may be increased or decreased, as needed, to maintain this account. These accounts are considered held on behalf of the participants but are not considered distributed to their accounts. Other undistributed amounts held on behalf of the participants include the differences between the fair value of the investment and the amortized cost of the investments.

**NOTE 4. RELATED PARTY TRANSACTIONS:**

The Pool reimbursed the Treasurer's Office \$1,592,132 for various expenses including banking and investment functions which are included with administrative expenses in the financial statements.

The Pool provided no services to other state agencies during the fiscal year.

**NOTE 5. SUBSEQUENT EVENTS:**

Management has evaluated all events subsequent to the statement of net position date of June 30, 2024 through the date of issuance of these financials, September 23, 2024.

1704 Laurel Street  
Columbia, SC 29201

P.O. Box 2411  
Columbia, SC 29202

Phone (803) 799-0555  
Fax (803) 799-4212



125 W. Stone Avenue  
Greenville, SC 29609

Phone (864) 271-7503  
Fax (864) 751-5889

[www.hobbscpa.com](http://www.hobbscpa.com)

INDEPENDENT AUDITORS' REPORT ON INTERNAL CONTROL OVER FINANCIAL REPORTING AND  
ON COMPLIANCE AND OTHER MATTERS BASED ON AN AUDIT OF FINANCIAL STATEMENTS  
PERFORMED IN ACCORDANCE WITH *GOVERNMENT AUDITING STANDARDS*

Mr. George L. Kennedy III, CPA  
State Auditor  
Office of the State Auditor  
Columbia, South Carolina

We have audited, in accordance with auditing standards generally accepted in the United States of America and the standards applicable to financial audits contained in *Government Auditing Standards* issued by the Comptroller General of the United States (*Government Auditing Standards*), the fiduciary net position and statement of changes in fiduciary net position of the South Carolina Local Government Investment Pool (the "*Pool*"), an investment trust fund of the State of South Carolina as of and for the year ended June 30, 2024, and the related notes to the financial statements, which collectively comprise the Pool's basic financial statements, and have issued our report thereon dated September 23, 2024.

REPORT ON INTERNAL CONTROL OVER FINANCIAL REPORTING

In planning and performing our audit of the financial statements, we considered the Pool's internal control over financial reporting (internal control) as a basis for designing audit procedures that are appropriate in the circumstances for the purpose of expressing our opinions on the financial statements, but not for the purpose of expressing an opinion on the effectiveness of the Pool's internal control. Accordingly, we do not express an opinion on the effectiveness of the Pool's internal control.

A *deficiency in internal control* exists when the design or operation of a control does not allow management or employees in the normal course of performing their assigned functions, to prevent, or detect and correct misstatements on a timely basis. A *material weakness* is a deficiency, or a combination of deficiencies, in internal control, such that there is a reasonable possibility that a material misstatement of the entity's financial statements will not be prevented, or detected and corrected on a timely basis. A *significant deficiency* is a deficiency, or a combination of deficiencies, in internal control that is less severe than a material weakness, yet important enough to merit attention by those charged with governance.

Our consideration of internal control was for the limited purpose described in the first paragraph of this section and was not designed to identify all deficiencies in internal control that might be material weaknesses or significant deficiencies. Given these limitations, during our audit we did not identify any deficiencies in internal control that we consider to be material weaknesses. However, material weaknesses or significant deficiencies may exist that were not identified.

## REPORT ON COMPLIANCE AND OTHER MATTERS

As part of obtaining reasonable assurance about whether the Pool's financial statements are free from material misstatement, we performed tests of its compliance with certain provisions of laws, regulations, contracts, and grant agreements, noncompliance with which could have a direct and material effect on the financial statements. However, providing an opinion on compliance with those provisions was not an objective of our audit and, accordingly, we do not express such an opinion. The results of our tests disclosed no instances of noncompliance or other matters that are required to be reported under *Government Auditing Standards*.

## PURPOSE OF THIS REPORT

The purpose of this report is solely to describe the scope of our testing of internal control and compliance and the results of that testing, and not to provide an opinion on the effectiveness of the Pool's internal control or on compliance. This report is an integral part of an audit performed in accordance with *Government Auditing Standards* in considering the Pool's internal control and compliance. Accordingly, this communication is not suitable for any other purpose.

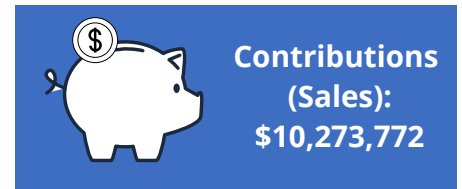
Columbia, South Carolina  
September 23, 2024

*The Hall Group, P.A.*

The federal Achieving a Better Life Experience (“ABLE”) Act was passed in 2014. This legislation amended the IRS tax code by adding Section 529A which authorized states to establish programs allowing qualified individuals with disabilities to contribute to tax-advantaged ABLE accounts. These accounts allow eligible individuals to save and invest without jeopardizing eligibility for important needs-based benefits such as Supplemental Security Income (SSI) and Medicaid.

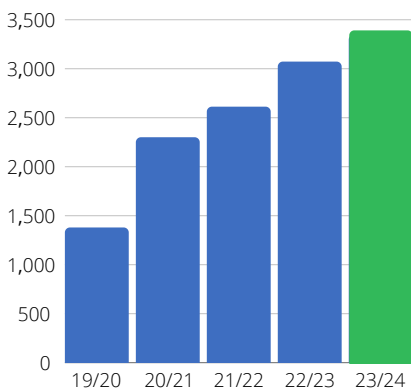
In 2016, the South Carolina General Assembly created the Palmetto ABLE Savings Program and designated the State Treasurer’s Office as the program’s administrator. As of June 30, 2024, 3,349 Palmetto ABLE<sup>®</sup> accounts have been opened in all 46 counties across South Carolina.

**Account Data as of June 30, 2024**

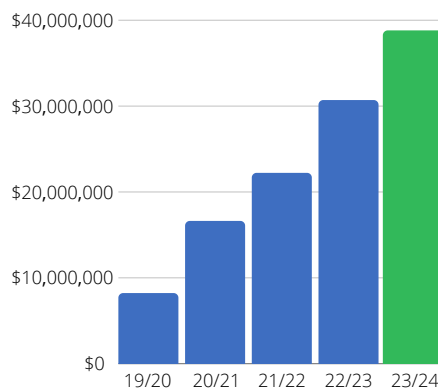


**Growth History of the Program**

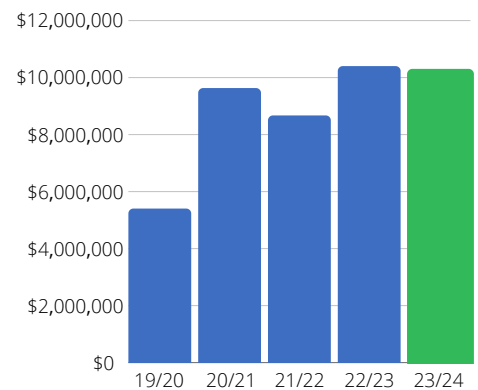
**Number of Accounts**



**AUM**



**Sales**



**"The Palmetto ABLE Savings Program allows families and individuals with disabilities the flexibility to save just like anyone else."**

*Family Connection of South Carolina  
A Palmetto ABLE Ambassador*



Administered by the  
**SOUTH CAROLINA  
TREASURER'S OFFICE**

**PalmettoABLE.com**